

YARD

ヤード システムソファ 【受注輸入】

デザイン：フランチェスコ・ロタ (FRANCESCO ROTA)



	TDA	TDB	TDC/ECO LEATHER	TDD	TDE	BASIC (革)	SUPER (革)	TOP (革)
RA002C 2人掛両アーム(W900シート) W2240 × D1000 × H660 (SH410)	1,410,000 (1,551,000)	1,460,000 (1,606,000)	1,510,000 (1,661,000)	1,570,000 (1,727,000)	1,640,000 (1,804,000)	2,030,000 (2,233,000)	2,310,000 (2,541,000)	2,840,000 (3,124,000)
RA004C 2人掛両アーム(W1000シート) W2440 × D1000 × H660 (SH410)	1,530,000 (1,683,000)	1,590,000 (1,749,000)	1,670,000 (1,837,000)	1,720,000 (1,892,000)	1,790,000 (1,969,000)	2,210,000 (2,431,000)	2,510,000 (2,761,000)	
RA007C 3人掛両アーム(W900シート) W3140 × D1000 × H660 (SH410)	1,760,000 (1,936,000)	1,830,000 (2,013,000)	1,890,000 (2,079,000)	1,990,000 (2,189,000)	2,080,000 (2,288,000)	2,580,000 (2,838,000)	2,940,000 (3,234,000)	
RA603C/RA703C 2人掛エンドユニット 左/右片アーム(W900シート) W2340 × D1000 × H660 (SH410)	1,640,000 (1,804,000)	1,710,000 (1,881,000)	1,760,000 (1,936,000)	1,840,000 (2,024,000)	1,930,000 (2,123,000)	2,380,000 (2,618,000)	2,710,000 (2,981,000)	
RA607C/RA707C 3人掛エンドユニット 左/右片アーム(W900シート) W3240 × D1000 × H660 (SH410)	1,820,000 (2,002,000)	1,900,000 (2,090,000)	1,960,000 (2,156,000)	2,050,000 (2,255,000)	2,140,000 (2,354,000)	2,640,000 (2,904,000)	3,010,000 (3,311,000)	
RF002C/RF102C 2人掛エンドユニット 右/左片アーム(W900シート) W2020 × D1000 × H660 (SH410)	1,330,000 (1,463,000)	1,380,000 (1,518,000)	1,420,000 (1,562,000)	1,490,000 (1,639,000)	1,550,000 (1,705,000)	1,910,000 (2,101,000)	2,160,000 (2,376,000)	
RF004C/RF104C 2人掛エンドユニット 右/左片アーム(W1000シート) W2220 × D1000 × H660 (SH410)	1,450,000 (1,595,000)	1,500,000 (1,650,000)	1,550,000 (1,705,000)	1,620,000 (1,782,000)	1,690,000 (1,859,000)	2,080,000 (2,288,000)	2,360,000 (2,596,000)	
RF007C/RF107C 3人掛エンドユニット 右/左片アーム(W900シート) W2920 × D1000 × H660 (SH410)	1,620,000 (1,782,000)	1,680,000 (1,848,000)	1,740,000 (1,914,000)	1,830,000 (2,013,000)	1,910,000 (2,101,000)	2,380,000 (2,618,000)	2,720,000 (2,992,000)	
RG007C/RG107C 3人掛エンドユニット 左/右オープンバック 右/左片アーム(W900シート) W2920 × D1000 × H660 (SH410)	1,510,000 (1,661,000)	1,570,000 (1,727,000)	1,620,000 (1,782,000)	1,690,000 (1,859,000)	1,770,000 (1,947,000)	2,190,000 (2,409,000)	2,490,000 (2,739,000)	
RB002C 2人掛センターユニット(W900シート) W1800 × D1000 × H660 (SH410)	1,220,000 (1,342,000)	1,260,000 (1,386,000)	1,300,000 (1,430,000)	1,360,000 (1,496,000)	1,420,000 (1,562,000)	1,750,000 (1,925,000)	1,980,000 (2,178,000)	
RB004C 2人掛センターユニット(W1000シート) W2000 × D1000 × H660 (SH410)	1,330,000 (1,463,000)	1,380,000 (1,518,000)	1,420,000 (1,562,000)	1,480,000 (1,628,000)	1,540,000 (1,694,000)	1,900,000 (2,090,000)	2,160,000 (2,376,000)	
RB007C 3人掛センターユニット(W900シート) W2700 × D1000 × H660 (SH410)	1,530,000 (1,683,000)	1,590,000 (1,749,000)	1,640,000 (1,804,000)	1,720,000 (1,892,000)	1,800,000 (1,980,000)	2,240,000 (2,464,000)	2,560,000 (2,816,000)	
RF602C/RF702C 2人掛コーナーユニット 右/左片アーム(W900シート) W2120 × D1000 × H660 (SH410)	1,390,000 (1,529,000)	1,440,000 (1,584,000)	1,480,000 (1,628,000)	1,550,000 (1,705,000)	1,610,000 (1,771,000)	1,970,000 (2,167,000)	2,230,000 (2,453,000)	

<モデル標準仕様>

[ソファ・テイベッド]

■ベース=スチール・ブロンズ色塗装(M420)

■本体=ポリウレタンフォーム

■座=ポリウレタンフォーム・フェザーパッティング

■背クッション=フェザー・ポリエステル

■脚端=グライド

※グライドが細い(8mm)ため、床材によっては凹みが出る可能性があります。ご注意ください。

[オープンバック用シェルフ・オープンユニット・コーヒーターブル]

■本体・天板=ヒートリーテッドオーク材

■脚部=スチール・ブロンズ色塗装(M420)

[ドロアーユニット]

■本体=ヒートリーテッドオーク材

■天板=グレストーン(マット仕上)

※ドロアー付

[ソファ・テイベッド]



[シェルフ・オープンユニット・コーヒーターブル]



[ドロアーユニット]

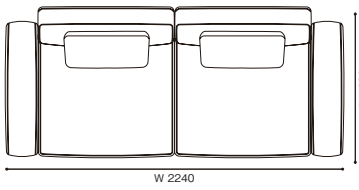


TDA	TDB	TDC/ECO LEATHER	TDD	TDE	BASIC (革)	SUPER (革)	TOP (革)
RG603C/RG703C 2人掛コーナーユニット 左/右オープンバック 右/左片アーム(W900シート) W2120 × D1000 × H660 (SH410)							
1,410,000 (1,551,000)	1,470,000 (1,617,000)	1,510,000 (1,661,000)	1,580,000 (1,738,000)	1,650,000 (1,815,000)	2,030,000 (2,233,000)	2,300,000 (2,530,000)	
RF607C/RF707C 3人掛コーナーユニット 右/左片アーム(W900シート) W3020 × D1000 × H660 (SH410)							
1,680,000 (1,848,000)	1,740,000 (1,914,000)	1,800,000 (1,980,000)	1,890,000 (2,079,000)	1,970,000 (2,167,000)	2,440,000 (2,684,000)	2,780,000 (3,058,000)	
RG607C/RG707C 3人掛コーナーユニット 左/右オープンバック 右/左片アーム(W900シート) W3020 × D1000 × H660 (SH410)							
1,570,000 (1,727,000)	1,630,000 (1,793,000)	1,680,000 (1,848,000)	1,760,000 (1,936,000)	1,830,000 (2,013,000)	2,250,000 (2,475,000)	2,550,000 (2,805,000)	
RL002C/RL102C シェーズロング右/左片アーム W1120 × D1600 × H660 (SH410)							
1,230,000 (1,353,000)	1,260,000 (1,386,000)	1,290,000 (1,419,000)	1,310,000 (1,441,000)	1,360,000 (1,496,000)	1,660,000 (1,826,000)	1,900,000 (2,090,000)	
RE002C/RE102C 2人掛センターユニット 右/左オープンバック(W900シート) W1800 × D1000 × H660 (SH410)							
1,090,000 (1,199,000)	1,120,000 (1,232,000)	1,150,000 (1,265,000)	1,200,000 (1,320,000)	1,250,000 (1,375,000)	1,530,000 (1,683,000)	1,720,000 (1,892,000)	
RE004C/RE104C 2人掛センターユニット 右/左オープンバック(W1000シート) W2000 × D1000 × H660 (SH410)							
1,180,000 (1,298,000)	1,220,000 (1,342,000)	1,260,000 (1,386,000)	1,310,000 (1,441,000)	1,360,000 (1,496,000)	1,670,000 (1,837,000)	1,880,000 (2,068,000)	
RG002C/RG102C 2人掛 右/左片アーム 左/右オープンバック(W900シート) W2020 × D1000 × H660 (SH410)							
1,200,000 (1,320,000)	1,240,000 (1,408,000)	1,280,000 (1,408,000)	1,330,000 (1,463,000)	1,390,000 (1,529,000)	1,700,000 (1,870,000)	1,910,000 (2,101,000)	
RG004C/RG104C 2人掛 右/左片アーム 左/右オープンバック(W1000シート) W2220 × D1000 × H660 (SH410)							
1,310,000 (1,441,000)	1,350,000 (1,485,000)	1,390,000 (1,529,000)	1,450,000 (1,595,000)	1,510,000 (1,661,000)	1,850,000 (2,035,000)	2,080,000 (2,288,000)	
RE007C/RE107C 3人掛センターユニット 右/左オープンバック(W900シート) W2700 × D1000 × H660 (SH410)							
1,430,000 (1,573,000)	1,490,000 (1,639,000)	1,530,000 (1,683,000)	1,600,000 (1,760,000)	1,680,000 (1,848,000)	2,070,000 (2,277,000)	2,360,000 (2,596,000)	
RI002C+RP090/RI102C+RP090 2人掛 右/左片アーム ドロアーユニット付(W900シート) W2020 × D1000 × H660 (SH410)							
1,850,000 (2,035,000)	1,880,000 (2,068,000)	1,910,000 (2,101,000)	1,960,000 (2,156,000)	2,010,000 (2,211,000)	2,290,000 (2,519,000)	2,480,000 (2,728,000)	
RI007C+RP090/RI107C+RP090 3人掛 右/左片アーム ドロアーユニット付(W900シート) W2920 × D1000 × H660 (SH410)							
2,160,000 (2,376,000)	2,210,000 (2,431,000)	2,260,000 (2,486,000)	2,330,000 (2,563,000)	2,400,000 (2,640,000)	2,780,000 (3,058,000)	3,060,000 (3,366,000)	
RH002C+RP090/RH102C+RP090 2人掛センターユニット 右/左側ドロアーユニット付(W900シート) W1800 × D1000 × H660 (SH410)							
1,730,000 (1,903,000)	1,770,000 (1,947,000)	1,790,000 (1,969,000)	1,830,000 (2,013,000)	1,880,000 (2,068,000)	2,120,000 (2,332,000)	2,290,000 (2,519,000)	
RH007C+RP090/RH107C+RP090 3人掛センターユニット 右/左側ドロアーユニット付(W900シート) W2700 × D1000 × H660 (SH410)							
2,080,000 (2,288,000)	2,130,000 (2,343,000)	2,170,000 (2,387,000)	2,240,000 (2,464,000)	2,300,000 (2,530,000)	2,660,000 (2,926,000)	2,920,000 (3,212,000)	
RI607C+RP090/RI707C+RP090 3人掛コーナーユニット 右/左片アーム 左/右側ドロアーユニット付(W900シート) W3020 × D1000 × H660 (SH410)							
2,220,000 (2,442,000)	2,270,000 (2,497,000)	2,320,000 (2,552,000)	2,390,000 (2,629,000)	2,460,000 (2,706,000)	2,840,000 (3,124,000)	3,120,000 (3,432,000)	
RQ200 デイベッド W2020 × D910 × H495 (SH335)							
1,190,000 (1,309,000)	1,200,000 (1,320,000)	1,240,000 (1,364,000)	1,280,000 (1,408,000)	1,310,000 (1,441,000)	1,570,000 (1,727,000)	1,720,000 (1,892,000)	

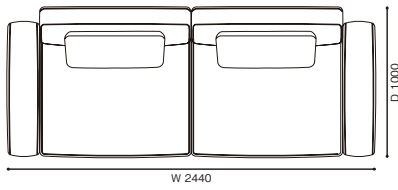
	TDA	TDB	TDC/ECO LEATHER	TDD	TDE	BASIC (革)	SUPER (革)	TOP (革)
RP085 オープンバック用シェルフ W810 × D500 × H455								238,000 (261,800)
RP086 オープンユニット W1710 × D410 × H670								850,000 (935,000)
AC831 コーヒーテーブル W810 × D410 × H455								274,000 (301,400)
RV022 バックレストクッション W550 × D470	54,000 (59,400)	58,000 (63,800)	64,000 (70,400)	72,000 (79,200)	78,000 (85,800)	112,000 (123,200)	144,000 (158,400)	
RV032 バックレストクッション W650 × D470	62,000 (68,200)	68,000 (74,800)	76,000 (83,600)	84,000 (92,400)	92,000 (101,200)	132,000 (145,200)	170,000 (187,000)	
DV022 クッション W470 × D470	40,000 (44,000)	42,000 (46,200)	44,000 (48,400)	48,000 (52,800)	52,000 (57,200)	64,000 (70,400)	80,000 (88,000)	
DV011 クッション W600 × D320	40,000 (44,000)	42,000 (46,200)	46,000 (50,600)	50,000 (55,000)	56,000 (61,600)	70,000 (77,000)	90,000 (99,000)	



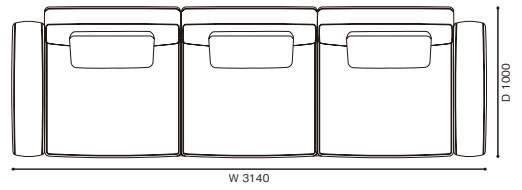
RA002C



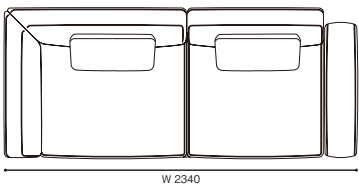
RA004C



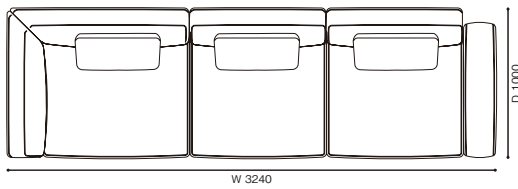
RA007C



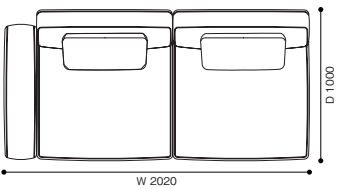
RA603C / RA703C



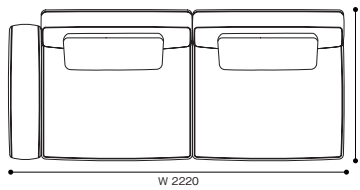
RA607C / RA707C



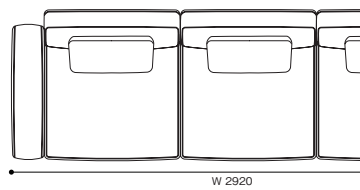
RF002C / RF102C



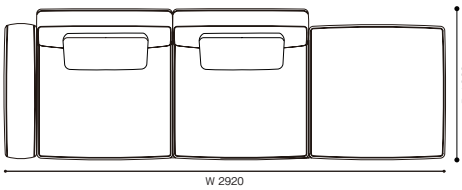
RF004C / RF104C



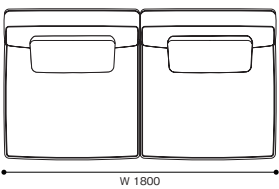
RF007C / RF107C



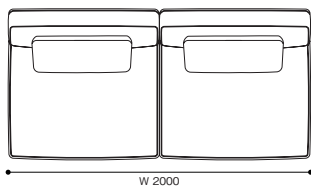
RG007C / RG107C



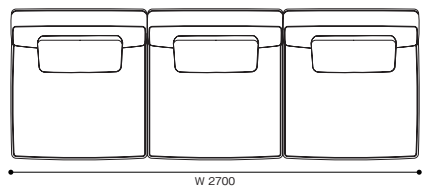
RB002C



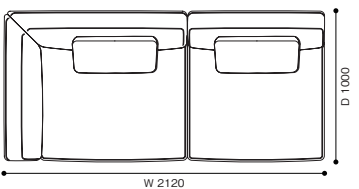
RB004C



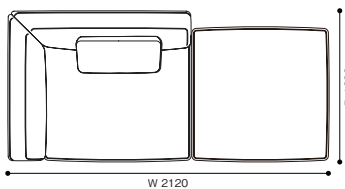
RB007C



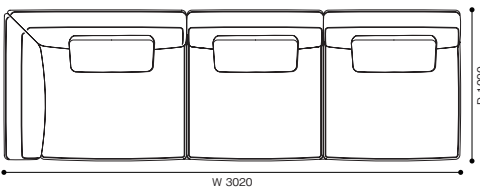
RF602C / RF702C




RG603C / RG703C



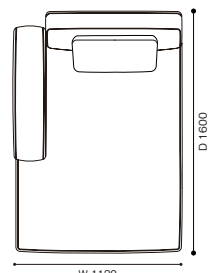
RF607C / RF707C



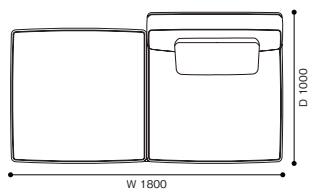
RG607C / RG707C



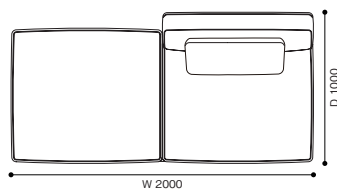
RL002C / RL102C



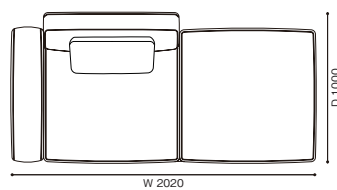
RE002C / RE102C



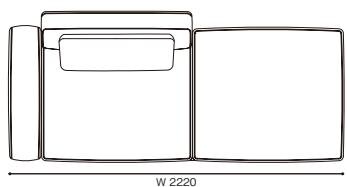
RE004C / RE104C



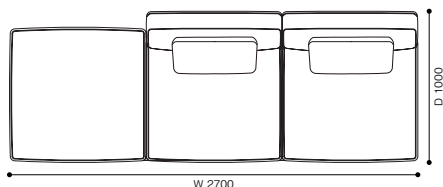
RG002C / RG102C



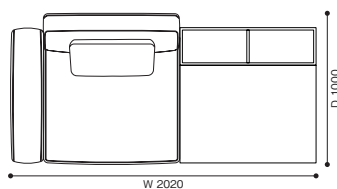
RG004C / RG104C



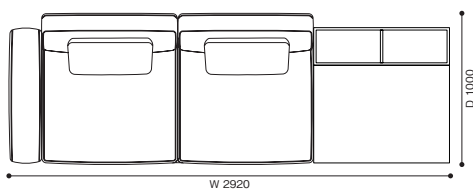
RE007C / RE107C



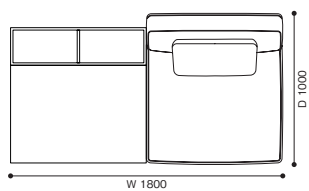
RI002C + RP090 / RI102C + RP090



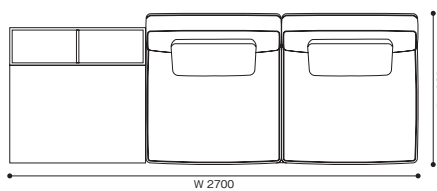
RI007C + RP090 / RI107C + RP090



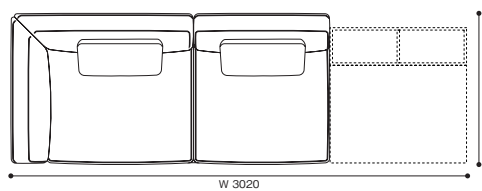
RH002C + RP090 / RH102C + RP090



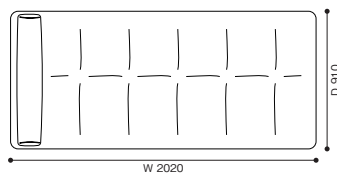
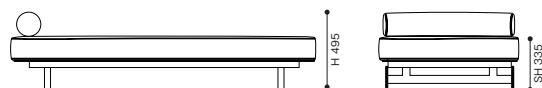
RH007C + RP090 / RH107C + RP090



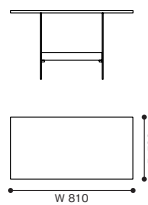
RI607C + RP090 / RI707C + RP090



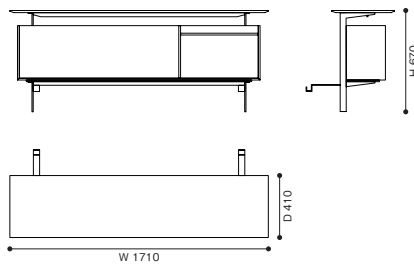
RQ200



RP085



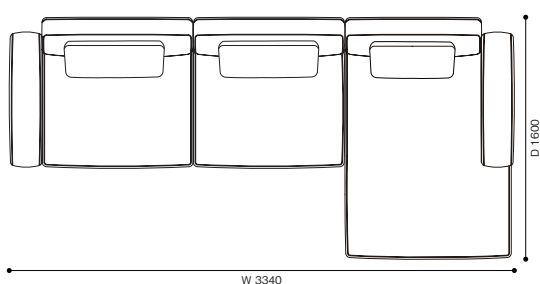
RP086



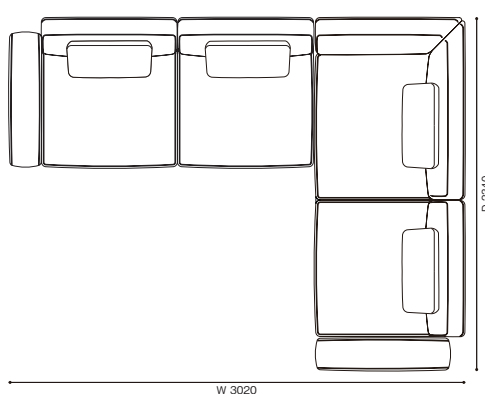
【組み合わせ例】

	TDA	TDB	TDC/ECO LEATHER	TDD	TDE	BASIC (革)	SUPER (革)	TOP (革)
1)RF004C + RL102C	W3340 × D1600 × H660 (SH410)							
	2,680,000 (2,948,000)	2,760,000 (3,036,000)	2,840,000 (3,124,000)	2,930,000 (3,223,000)	3,050,000 (3,355,000)	3,740,000 (4,114,000)	4,260,000 (4,686,000)	
2)RF002C + RA603C	W3020 × D2340 × H660 (SH410)							
	2,970,000 (3,267,000)	3,090,000 (3,399,000)	3,180,000 (3,498,000)	3,330,000 (3,663,000)	3,480,000 (3,828,000)	4,290,000 (4,719,000)	4,870,000 (5,357,000)	
3)RA707C + RF102C	W3240 × D3020 × H660 (SH410)							
	3,150,000 (3,465,000)	3,280,000 (3,608,000)	3,380,000 (3,718,000)	3,540,000 (3,894,000)	3,690,000 (4,059,000)	4,550,000 (5,005,000)	5,170,000 (5,687,000)	

1) RF004C + RL102C



2) RF002C + RA603C



3) RA707C + RF102C

